



ISUZU INDUSTRIAL DIESEL OPEN POWER UNIT

62HP @ 2500RPM

Model number: 4LE1TYBW

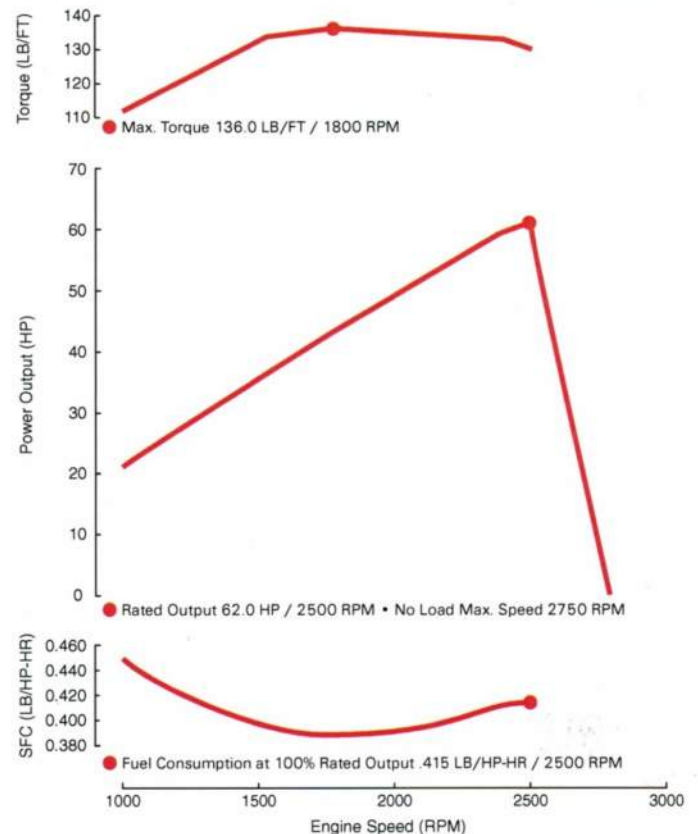
POWERED BY:



Power Unit Set Specifications

- Isuzu 4LE1T Diesel 4 Cylinder 62 HP at 2500 RPM Turbo Charged Engine
- Isuzu Deluxe Control Panel (Gauges with Tachometer, Hour Meter & Key Switch)
- Safety Shutdown System (Low Oil Pressure & High Coolant Temperature)
- Mechanical Fuel System
- Radiator
- Fan Guard
- Exhaust Muffler
- Industrial Air Cleaner
- Engine Support Legs
- Throttle
- Oil and Fuel Filters
- 12 Volt Electrics
- Owner's Manual
- 5 Year 5,000 Hour Engine Warranty
- SAE 4 Bellhousing / SAE 10" Flywheel

4LE1T Industrial Performance Curves:



Engine Specifications

Manufacturer	Isuzu
Engine Model	4LE1T
Cylinder Arrangement	4 in-line 4 cycle
Rated RPM	2500
Horse Power at Rated RPM (bhp)	62
Governor Type	Mechanical
Frequency Regulation	3-5%
Air Cleaner	Replaceable Element

Lubrication System:

Oil Capacity w/out filter, qt.	10.88
Oil Filter Type	Spin-on

Fuel System:

Fuel Shutoff Solenoid	Electric
Fuel Pump	Electric
Fuel Pump Priming	Electric
Fuel Line Supply	5/16
Fuel Line Return	5/16

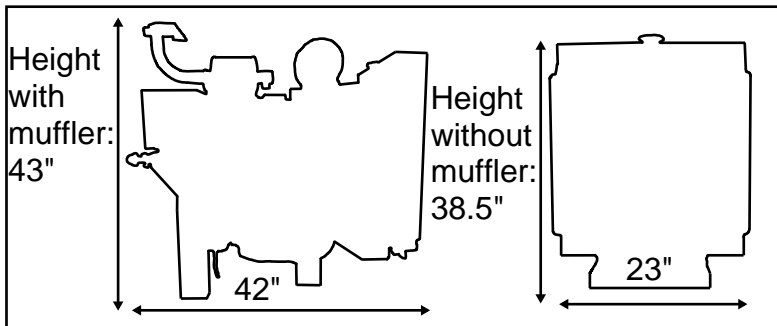
Cooling System:

Engine Coolant Capacity, qt	2.96
Radiator Coolant Capacity, qt	7.40
Fan Type	Puller

Approx Fuel Consumption, (GPH):

100% Load	3.09
75% Load	2.33
50% Load	1.55

Dimensions and Weights



- Open Power Unit Weight : 676 lbs.

Standard Isuzu Deluxe Control Panel



Optional Murphy Auto Start Panel



Optional PTO Specifications

Manufacturer	W.P.T.
Model	WTD-10-140
Number of Drive Plates	1
Diameter of Clutch Drive Plate	10
SAE Size	4
Warranty	1 year 2,000 hour

Optional Accessories

- PTO
- 10' Wire Harness Extension for Standard Panel
- Murphy Auto Start Panel Includes 10' Wire Harness with Optional Accessories:
 - 15 Watt Solar Panel
 - 24 Volt Battery Charger
 - Mechanical Float Switch
- 18 Gallon Aluminum Fuel Tank
- Racor Fuel / Water Separator
- 12 Volt Battery - Gr 24
- 12 Volt Battery Charger
- Battery Cables
- ESD Air Shut Down Valve
- 6' Manual Cable for ESD Valve
- Spark Arrestor
- Oil Drain Valve
- Bearing Support Stub Shaft
- Hydraulic Pump Adapter
- T-18 Transmission Package, Mounted
- Aluminum Enclosure



M&L ENGINE, LLC

M&L Engine, LLC

1212 Saint Charles St. Houma, LA 70360

(985) 857-8000 ♦ (800) 960-0068

www.mlengine.com email: sales@mlengine.com

